


Vandal Resistant Stainless Steel Panel Telephones

The **K-1500 Series** provides simple vandal resistant communication in a flush mount stainless steel panel telephone. The **K-1500-7** and **K-1500-6A** work ideally with Viking's **DLE-200B** line simulator or on a dedicated ringdown circuit. If dialing is necessary, use instead Viking's **K-1900-7**. Alternatively, combine one of these **K-1500 Series** phones with a Viking **K-1900-5** or **K-1900-30** Hot-Line Dialer.

The **K-1500 Series** phones consist of a heavy gauge stainless steel panel, an armored cable, a heavy duty black hearing aid compatible amplified handset, and an all metal cradle. Both phones are designed to mount to a standard double gang electrical box.

Note: If a ringer is required, use an external unit such as the Viking **SR-1** Single Line Loud Ringer (DOD 477).



Features

- **K-1500-6A Vandal Resistant Features:** 14 gauge (0.074" thick) 304 stainless steel panel with permanent laser etched graphics, armored cable, metal cradle, and hex drive mounting screws
- **K-1500-7 Vandal Resistant Features:** 12 gauge (0.105" thick) marine grade 316 stainless steel panel with permanent laser etched graphics, armored cable, metal cradle, and marine grade 316 stainless steel hex drive mounting screws
- 36" armored handset cord
- Hearing aid compatible amplified handset with sealed push button volume control
- Handset receiver volume adjustment with programmable default level
- **K-1500-6A Mounting:** Flush mount using a standard double-gang box (not included)
- **K-1500-7 Mounting:** Flush mount using a standard double-gang box (not included), or surface mount using a **VE-5x10** Surface Mount Box (not included, see DOD 424) or a **VE-9x20** Weatherproof Enclosure (not included, see DOD 413)

Applications

- Catalog sales
- Kiosks
- Courtesy phones
- Automated tellers (ATM's)
- Customer service phones
- Security and emergency phones
- Ringdown phones
- Gate/entrance communication in noisy areas (diesel trucks, factory noise, etc.)
- Hot-Line phone when used with a **K-1900-5** Dialer (DOD 317) or **K-1900-30** Multi-Number Dialer (DOD 300)
- Prison phone or point to point communication when used with the **DLE-200B** Line Simulator (DOD 605)

Specifications

Power: Telephone line powered (20V DC/18mA minimum)

Operating Temperature: 32°F to 90°F (0°C to 32°C)

Humidity: 5% to 95% non-condensing

Handset Cable Length: 34" to 37" (86 cm to 94 cm)

Connections: (2) gel-filled butt connectors

K-1500-6A

Dimensions: 4.56" x 4.5" x 2.75" (116 mm x 115 mm x 70 mm)

Shipping Weight: 2 lbs (0.9 kg)

Panel Material: 0.074" thick stainless steel

Mounting: Flush mount to a standard double gang box

K-1500-7

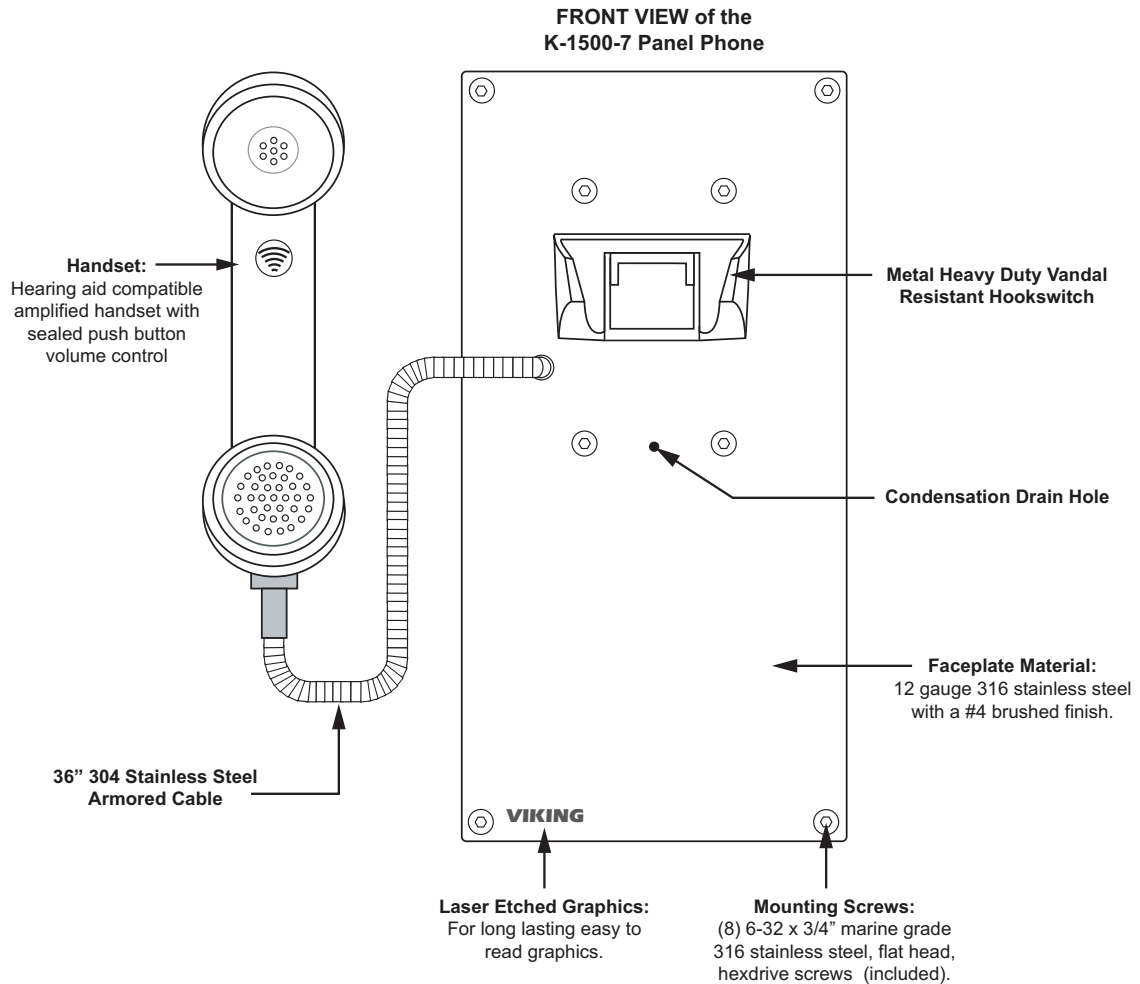
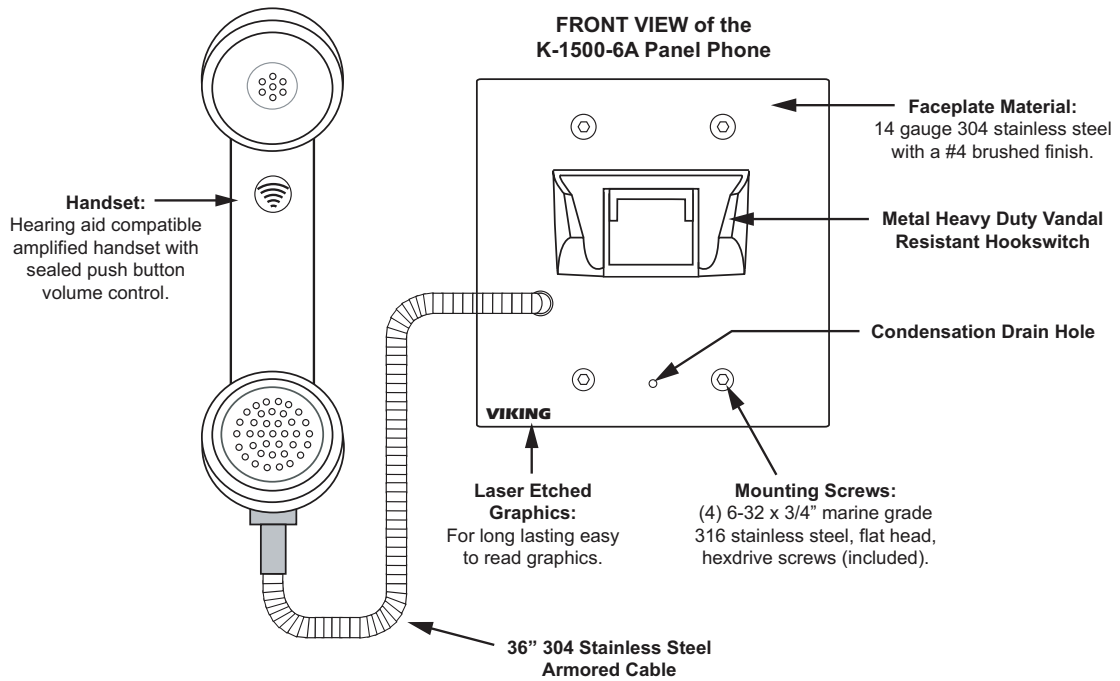
Dimensions: 5.0" x 10.0" x 4.0" (127 mm x 254 mm x 102 mm)

Shipping Weight: 3.7 lbs (1.7 kg)

Panel Material: 0.105" thick stainless steel

Mounting: Flush mount to a standard double gang box or surface mount using an optional Viking **VE-5x10** or **VE-9x20**

Features Overview



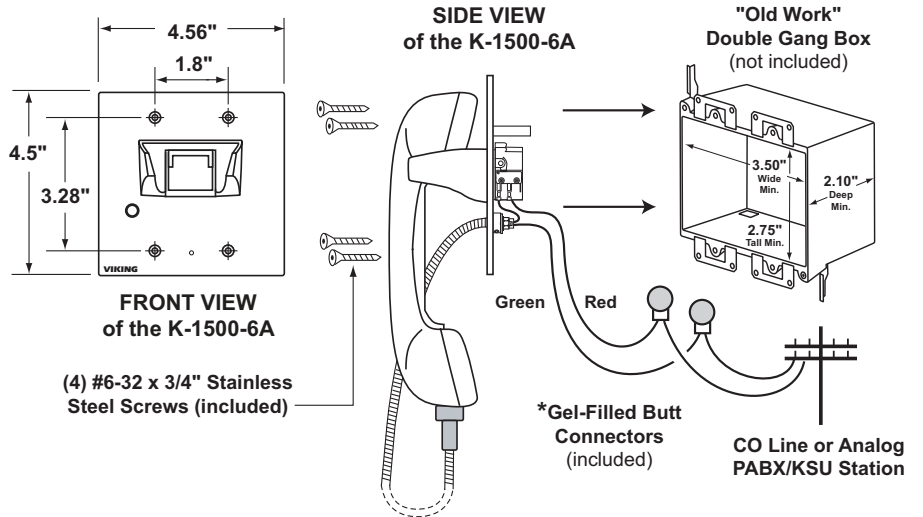
Installation and Mounting

! **IMPORTANT:** Electronic devices are susceptible to lightning and power station electrical surges. It is recommended that a surge protector be installed to protect against such surges.

A. Installing the K-1500-6A

Connect the CO line or extension directly to the red and green wires, using the supplied gel-filled butt connectors.

* The gel-filled (water-tight) butt connectors are designed for insulating displacement on 19-26 gauge wire with a maximum insulation of 0.082 inches. Cut off stripped wire ends before terminating.

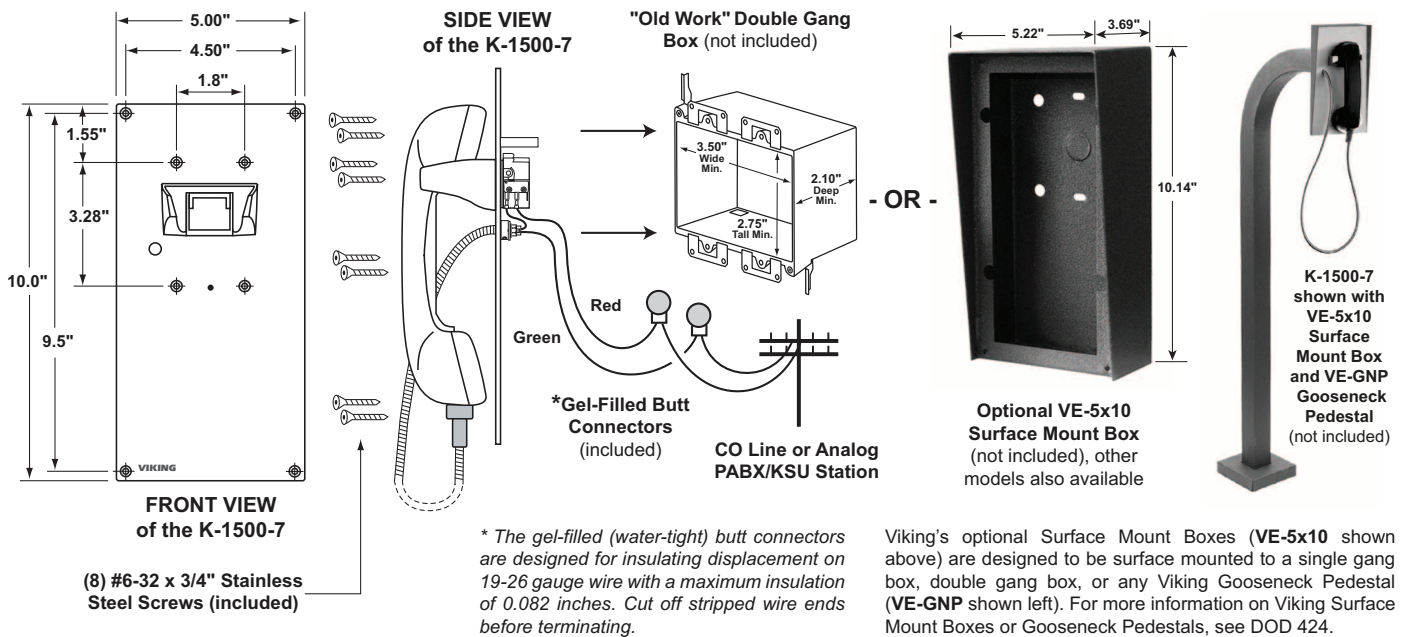


B. Installing the K-1500-7

To install the **K-1500-7** panel phone, attach the panel to an existing double gang box (with minimum dimensions shown below) using the provided screws or use the optional **VE-5x10** weather resistant surface mount box. Connect the CO line or extension directly to the red and green wires, using the supplied gel-filled butt connectors.

The optional **VE-5x10** surface mount box is designed to be surface mounted to a wall, post, single gang box or any of Viking's Gooseneck Pedestals. The **K-1500-7** can also be mounted in an optional **VE-9x20** Weatherproof Enclosure (DOD 413).

Note: Four extra screws and nuts are provided to fill the unused mounting holes.



C. Push Button Volume Control

1. Normal Mode (factory setting)

The handset has a momentary push button that can be used to increase the receiver volume. There are four volume settings. Each time the phone is used, the receiver will start at normal volume and a momentary button press will increase the volume. A beep will be heard with each button press and a double beep will be heard when maximum volume has been reached. If the button is held pressed, the volume will automatically walk up to maximum and stop.

2. Maintained Mode

The phone can be programmed to run the volume button in the Maintained Mode. When in this mode, instead of the receiver always starting at normal volume, the volume will start wherever it was last set during the previous phone call. In other words, the previous volume setting will be maintained. This mode can be helpful in noisy locations. If a user turned up the receiver volume to better hear, it is likely the next user would need the higher volume setting as well.

3. Programming the Mode

To program the mode, press and hold the volume button and then take the phone off hook. While continuing to press the volume button, listen in the handset for 1 or 2 beeps. A single beep indicates it is in the Normal Mode and a double beep will indicate it is in the Maintained Mode. Momentarily pressing the volume button will now alternate between 1 beep (Normal Mode) and 2 beeps (Maintained Mode). Select the desired mode and hang up the phone.

Warranty

IF YOU HAVE A PROBLEM WITH A VIKING PRODUCT, CONTACT VIKING TECHNICAL SUPPORT: 715-386-8666

Our Technical Support Department is available for assistance Monday through Friday 8:00am to 5:00pm central time. Before you call, please:

1. Know the model number, the serial number and what software version you have (see serial label).
2. Have the Product Manual in front of you.
3. It is best if you are on site.

RETURNING PRODUCT FOR REPAIR

The following procedure is for equipment that needs repair:

1. Customer must contact Viking's Technical Support Department at 715-386-8666 to obtain a Return Authorization (RA) number. The customer MUST have a complete description of the problem, with all pertinent information regarding the defect, such as options set, conditions, symptoms, methods to duplicate problem, frequency of failure, etc.
2. Packing: Return equipment in original box or in proper packing so that damage will not occur while in transit. The original product boxes are not designed for shipping - an overpack box is required to prevent damage in transit. Static sensitive equipment such as a circuit board should be in an anti-static bag, sandwiched between foam and individually boxed. All equipment should be wrapped to avoid packing material lodging in or sticking to the equipment. Include ALL parts of the equipment. C.O.D. or freight collect shipments cannot be accepted. Ship cartons prepaid to:
**VIKING ELECTRONICS
1531 INDUSTRIAL STREET
HUDSON, WI 54016**
3. Return shipping address: Be sure to include your return shipping address inside the box. We cannot ship to a PO Box.
4. RA number on carton: In large printing, write the RA number on the outside of each carton being returned.

RETURNING PRODUCT FOR EXCHANGE

The following procedure is for equipment that has failed out-of-box (within 10 days of purchase):

1. Customer must contact Viking's Technical Support at 715-386-8666 to determine possible causes for the problem. The customer MUST be able to step through recommended tests for diagnosis.
2. If the Technical Support Product Specialist determines that the equipment is defective based on the customer's input and troubleshooting, a Return Authorization (RA) number will be issued. This number is valid for fourteen (14) calendar days from the date of issue.
3. After obtaining the RA number, return the approved equipment to your distributor. Please reference the RA number on the paperwork being shipped back with the unit(s), and also the outside of the shipping box. The original product boxes are not designed for shipping - an overpack box is required to prevent damage in transit. Once your distributor receives the package, they will replace the product over the counter at no charge. The distributor will then return the product to Viking using the same RA number.
4. **The distributor will NOT exchange this product without first obtaining the RA number from you. If you haven't followed the steps listed in 1, 2 and 3, be aware that you will have to pay a restocking charge.**

TWO YEAR LIMITED WARRANTY

Viking warrants its products to be free from defects in the workmanship or materials, under normal use and service, for a period of two years from the date of purchase from any authorized Viking distributor. If at any time during the warranty period, the product is deemed defective or malfunctions, return the product to Viking Electronics, Inc., 1531 Industrial Street, Hudson, WI., 54016. Customer must contact Viking's Technical Support Department at 715-386-8666 to obtain a Return Authorization (R.A.) number.

This warranty does not cover any damage to the product due to lightning, over voltage, under voltage, accident, misuse, abuse, negligence or any damage caused by use of the product by the purchaser or others. This warranty does not cover non-EWP products that have been exposed to wet or corrosive environments. This warranty does not cover stainless steel surfaces that have not been properly maintained.

NO OTHER WARRANTIES. VIKING MAKES NO WARRANTIES RELATING TO ITS PRODUCTS OTHER THAN AS DESCRIBED ABOVE AND DISCLAIMS ANY EXPRESS OR IMPLIED WARRANTIES OR MERCHANTABILITY OR FITNESS FOR ANY PARTICULAR PURPOSE.

EXCLUSION OF CONSEQUENTIAL DAMAGES. VIKING SHALL NOT, UNDER ANY CIRCUMSTANCES, BE LIABLE TO PURCHASER, OR ANY OTHER PARTY, FOR CONSEQUENTIAL, INCIDENTAL, SPECIAL OR EXEMPLARY DAMAGES ARISING OUT OF OR RELATED TO THE SALE OR USE OF THE PRODUCT SOLD HEREUNDER.

EXCLUSIVE REMEDY AND LIMITATION OF LIABILITY. WHETHER IN AN ACTION BASED ON CONTRACT, TORT (INCLUDING NEGLIGENCE OR STRICT LIABILITY) OR ANY OTHER LEGAL THEORY, ANY LIABILITY OF VIKING SHALL BE LIMITED TO REPAIR OR REPLACEMENT OF THE PRODUCT, OR AT VIKING'S OPTION, REFUND OF THE PURCHASE PRICE AS THE EXCLUSIVE REMEDY AND ANY LIABILITY OF VIKING SHALL BE SO LIMITED.

IT IS EXPRESSLY UNDERSTOOD AND AGREED THAT EACH AND EVERY PROVISION OF THIS AGREEMENT WHICH PROVIDES FOR DISCLAIMER OF WARRANTIES, EXCLUSION OF CONSEQUENTIAL DAMAGES, AND EXCLUSIVE REMEDY AND LIMITATION OF LIABILITY, ARE SEVERABLE FROM ANY OTHER PROVISION AND EACH PROVISION IS A SEPARABLE AND INDEPENDENT ELEMENT OF RISK ALLOCATION AND IS INTENDED TO BE ENFORCED AS SUCH.

Product Support: 715-386-8666

Due to the dynamic nature of the product design, the information contained in this document is subject to change without notice. Viking Electronics, and its affiliates and/or subsidiaries assume no responsibility for errors and omissions contained in this information. Revisions of this document or new editions of it may be issued to incorporate such changes.