



APPLICATION Note

FAXJ-1000

Internal Calls

April 19, 2010

TELECOM SOLUTIONS FOR THE 21ST CENTURY

New Capability of the FAXJ-1000 to Create “Internal” Calls from One Port to Another



The Internal Call mode gives you the ability to create an “internal” call from one port of the **FAXJ-1000** to any other port. This allows the phones behind the **FAXJ-1000** to selectively call any phone on another port and communicate between the two phones. When the two ports are connected together, the telephone line is disconnected so you don’t hear busy signals, reorder tones or intercept messages while talking.

Phone... 715.386.8861

info@vikingelectronics.com

http://www.vikingelectronics.com

Description

When you go off hook on one of the ports, you are connected to dial tone from the telephone line. You then dial “#1” through “#4” to ring another port (“#1” = Fax, “#2” = Modem, “#3” = Phone 1 and “#4” = Phone 2). When the “#1” through “#4” is dialed, the telephone line is disconnected and you begin to hear a simulated ringback tone (single frequency ringback tones – 500 Hz – 2 seconds on, 4 seconds off), as the **FAXJ-1000** sends ringing to the appropriate port. Interrupted ringing is provided to the appropriate port until the call is answered or the port that originated the call hangs up (no limit to the number of rings). When the other port answers the call, the two ports are connected together and can communicate. Once both phones hang up, the **FAXJ-1000** returns to idle.

During an incoming call on the telephone line (in the automatic mode), the caller is allowed to route themselves to a given port of the **FAXJ-1000** by dialing touch tone “#” plus the desired port number or a string of digits corresponding to the desired port number. In standard **FAXJ-1000** software, callers can only route themselves to a port by dialing a string of touch tone digits. The port numbering for the **FAXJ-1000** is “11111” or “#1” for the Fax port, “22222” or “#2” for the Modem port, “33333” or “#3” for the Phone 1 port and “44444” or “#4” for the Phone 2 port.

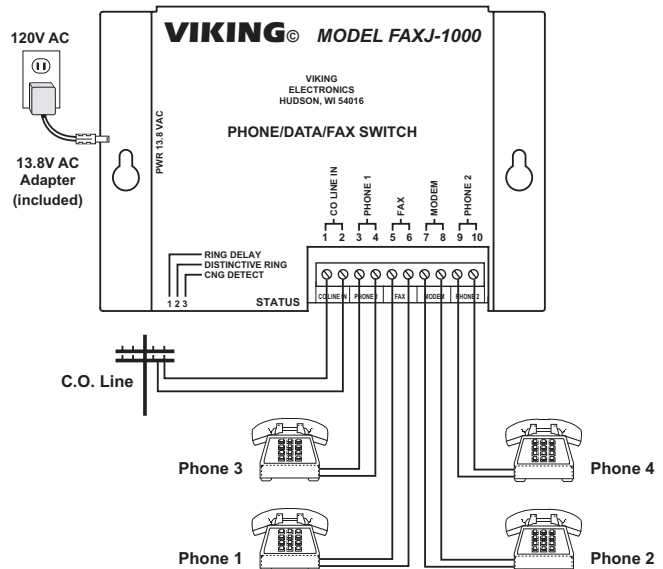
Notes About the “Internal Calls”

1. When there is a telephone line connected to the **FAXJ-1000**, try to limit the duration of these internal calls. Incoming calls on the CO line are ignored while the internal call is going on (ringing or connected).
2. The following is what happens on the other two ports (the two ports not involved with the internal call), if they attempt to go off hook during the internal call:
 - a. While an internal call is taking place, if you go off hook on another port, you get a buzz sound (120 Hz) in the phone until you hang up.
 - b. If an internal call has been initiated (but not answered yet) and you go off hook on another port, you are directly connected to the phone that initiated the internal call and both phones hear ringback tones while the called phone continues to ring. When the called phone answers, it is connected to the phone that initiated the call and the other phone is dropped and hears the buzz sound (120 Hz).
 - c. While an internal call is in progress, if you go off hook on another port and remain off hook through the conclusion of the internal call and both phones involved in the internal call hang up, you will be instantly switched from the buzz sound (120 Hz) to the telephone line. If only one of the two phones involved in the internal call hang up, you will be switched from the buzz sound (120 Hz) to a simulated busy signal and the phone that remained off hook will instantly be connected to the telephone line. .

Applications

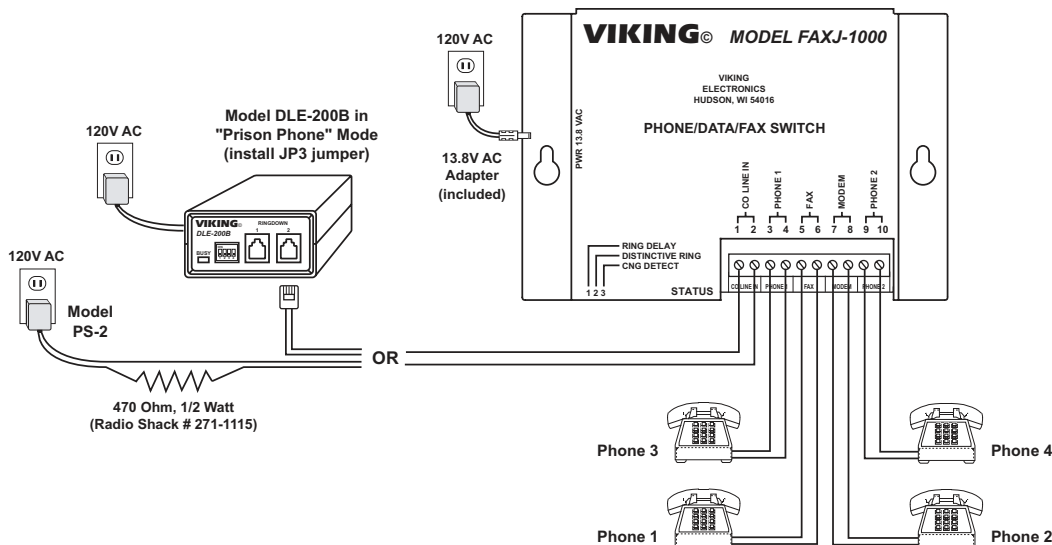
A. “Mini Phone System” Application

Inbound callers can touch tone route themselves to any of the 4 phones. Inbound calls ring to the Phone 1 port if no touch tones are dialed. You can pick up any phone and dial “#1” through “#4” to call another phone. For outgoing calls, the ports are directly connected to the telephone line (if available) and outward dialing is normal.



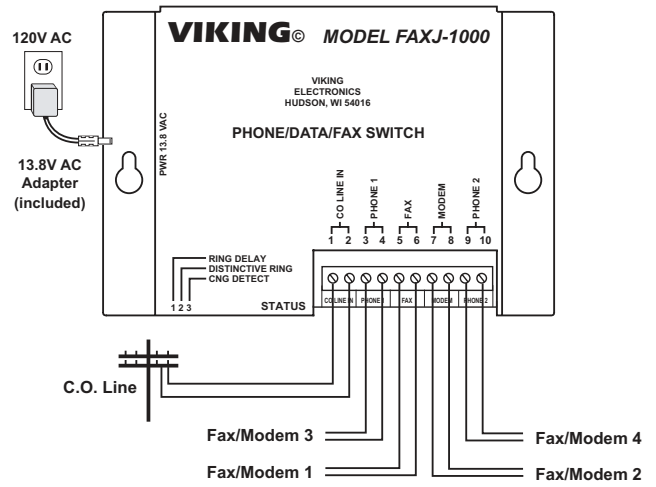
B. “Stand Alone Mini Phone System” or “Selectable Ringdown Device” Application

In this application, simulated talk voltage is required for the CO Line In of the **FAXJ-1000**. This can be provided by a Viking model **DLE-200B** or a PS-2 power supply with a 470 ohm, ½ watt resistor. Pick up any phone and dial “#1” to “#4” to call another phone.



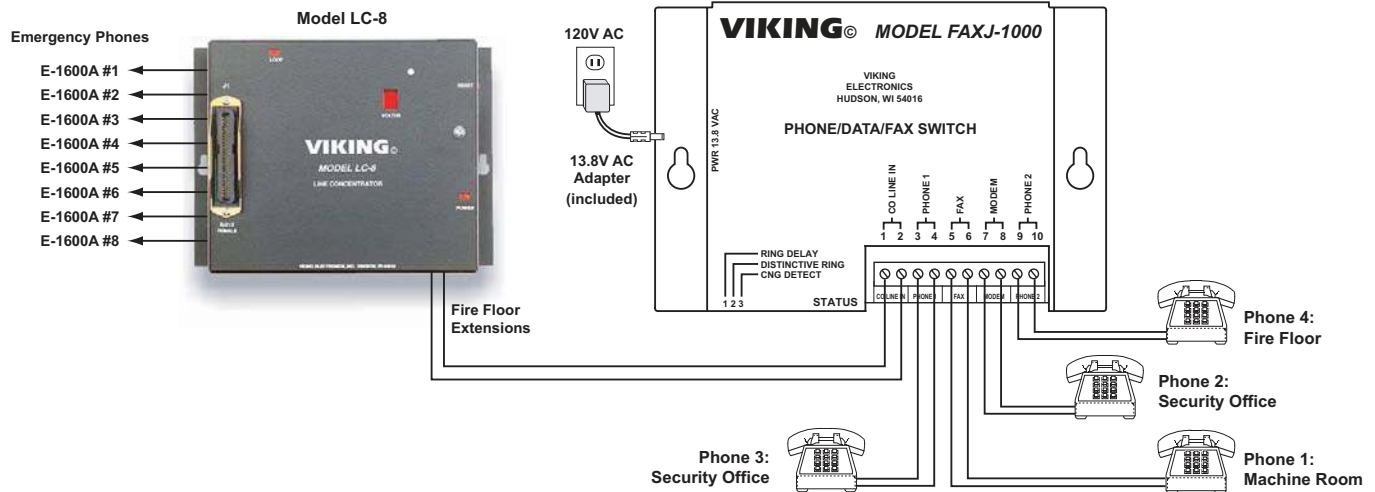
C. Four Modem or Four Fax Machine Application

Inbound callers can touch tone route themselves to any of the 4 faxes or modems (inbound calls are routed to the Fax port if CNG tones are detected). Inbound calls ring to the Phone 1 port if no touch tones are dialed. Any fax/modem can dial “#1” through “#4” to call another fax/modem. For outgoing calls, the fax/modems are directly connected to the telephone line (if available) and outward dialing is normal.



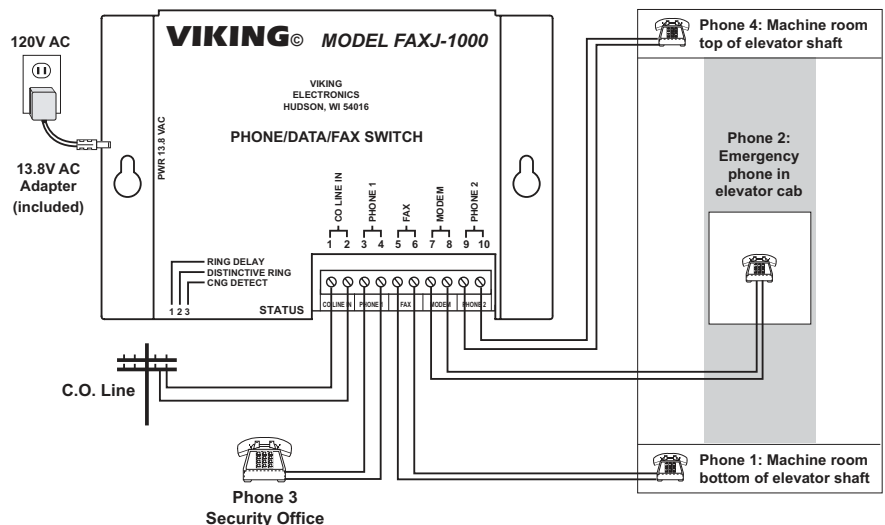
D. Emergency Phone / LC-8 Application

Emergency calls from the 8 emergency phones can dial out on the telephone line (as normal). Any phone connected to the FAXJ-1000 can call and communicate with any of the (up to) 8 emergency phones connected to the LC-8 (by dialing “1” through “8”). Any phone on the FAXJ-1000 can dial “#1” through “#4” to call another “fire floor” phone (for example the “security office” phone can dial “#1” to call the “machine room” phone). **Note:** Program the LC-8 with “no touch tone # required on transfers, page and call waiting” (*4), so the LC-8 ignores the “#1” to “#4” dialing.



E. Emergency Phone Application

Emergency calls from the phone in the elevator cab can dial out on the telephone line (as normal). If the emergency phone in the cab is not currently on a call, emergency personnel at the security office or either machine room can call and communicate with the phone in the cab by dialing “#2”. A phone in a machine room can call the phone in the security room by dialing “#3”, etc.



Product Support Line...715.386.8666

Fax Back Line...715.386.4345

Due to the dynamic nature of the product design, the information contained in this document is subject to change without notice. Viking Electronics, and its affiliates and/or subsidiaries assume no responsibility for errors and omissions contained in this information. Revisions of this document or new editions of it may be issued to incorporate such changes.